

**Cougar age classification chart (with body condition being normal), Washington Department of Fish and Wildlife.**

Weight (Pounds)	Age, sex, and classification				Notes
	Male Age	Male Classification	Female Age	Female Classification	
10	2mo	Kitten	2mo	Kitten	Spots very evident
20	4mo	Kitten	4mo	Kitten	Spots Evident
30	5mo	Kitten	5mo	Kitten	Spots somewhat evident (hip area)
40	6mo	Kitten	6mo	Kitten	No spots. Double canine <sup>1</sup> (perm is shorter)
50	7mo	Kitten	8mo	Kitten	Double canine <sup>1</sup> (~equal length)
60	8mo	Kitten	10mo	Kitten	Perm canine $\frac{3}{4}$ erupted
70	9mo	Kitten	12mo	Sub-adult	No yellowing on teeth
80	10mo	Kitten	14mo	Sub-adult	No yellowing on teeth
90	11mo	Kitten	24mo	Sub-adult	No yellowing on teeth
100	12mo	Sub-adult	Over 24mo	Adult	No yellowing on teeth
110	14mo	Sub-adult	Over 24mo	Adult	No yellowing on teeth
120	18mo	Sub-adult	Over 24mo	Adult	Light yellowing on teeth
130 <sup>2</sup>	24mo	Adult	unlikely		Light yellowing on teeth
140 <sup>2</sup>	Over 24mo	Adult	unlikely		More yellowing on teeth (at 4 yrs. yellow is prominent)

<sup>1</sup> Double canine references to the deciduous canine and the permanent adult canine being present for a short time.

<sup>2</sup> Only males get above 115 pounds



**FEMALE**



**MALE**

Here are 2 photos of a cougar's backside. The photo on the left is an 8-month old female and the right side is an adult male. Notice the black spot of hair on the adult male (it surrounds the penis sheath), only males have this black spot (kittens are harder to differentiate but follow a similar pattern). Also, notice that the anus on both sexes is directly under the tail but how the male has the distinct spacing (3-4 inches) between the anus and the scrotum. The female parts are much closer together.




Here is an adult female. Notice the yellowing of the teeth and the worn incisors. Also notice the length of her canine compared to the kitten on the right. This cougar's canines are still fairly sharp; they get duller with age.




Here is a photo of a 7 month-old cougar showing a double canine of equal length; the rear canine is about to fall out.




Here are 2 examples of gum recession that will help you classify a cougar's age. The left is an adult and the right is a sub-adult. Notice the gum recession on the adult, from the gum line the tooth is straight before it begins to taper, the sub-adult tooth is tapered throughout (there is no recession until about 1 1/2 years. The top photo shows how to measure the gum recession (3mm in this case). Some other examples are shown below.



Gum Recession not present = Sub-adult



Gum Recession is 2-3mm = 2 to 4 yrs. old



Gum Recession is 4-6mm = 5-7 yrs. old



Gum Recession 7mm+ = 8 years and older